

# THE OBAR GBR89

## COMPACT RADIAL BLOWER



Based on 25 years of experience and 2 years of research and development, the patent pending GBR series of compact radial blowers provide the perfect combination of performance and design.

### PERFORMANCE

- GBR89 HA 14" WC at 100CFM max flow 500 CFM.
- Built in speed control to customize performance.
- Condensate bypass built in.
- 12 month warranty 40,000 hr sealed bearings.



*GBR89 WITH ROOF MOUNT*

### DESIGN

- Our modular design means the blower and manifold assembly can be removed and replaced as a unit. This makes repairs cost effective and easy and allows contractors to upgrade systems simply by swapping assemblies.
- The GBR series is based on a bypass blower designed to handle combustible materials.
- The housing is not required to be air tight so you can add gauges and alarms without compromising the system.
- Built in condensate bypass.
- Built in speed control.
- Quick disconnect electrical harness.
- All UL listed components including UL listed enclosure for outside use.
- Wall fastening lugs included.
- GBR series roof and wall mounts available to quickly configure the blowers for your installation while providing a custom built look.
- Compact design 18"x 16"x 10" weighing only 26 lbs.
- 4" schedule 40 inlet and 6" schedule 40 exhaust.

Enclosure Specifications

Rating:

Ingress Protection (EN 60529): 66/67

Electrical insulation: Totally insulated

Halogen free (DIN/VDE 0472, Part 815): yes

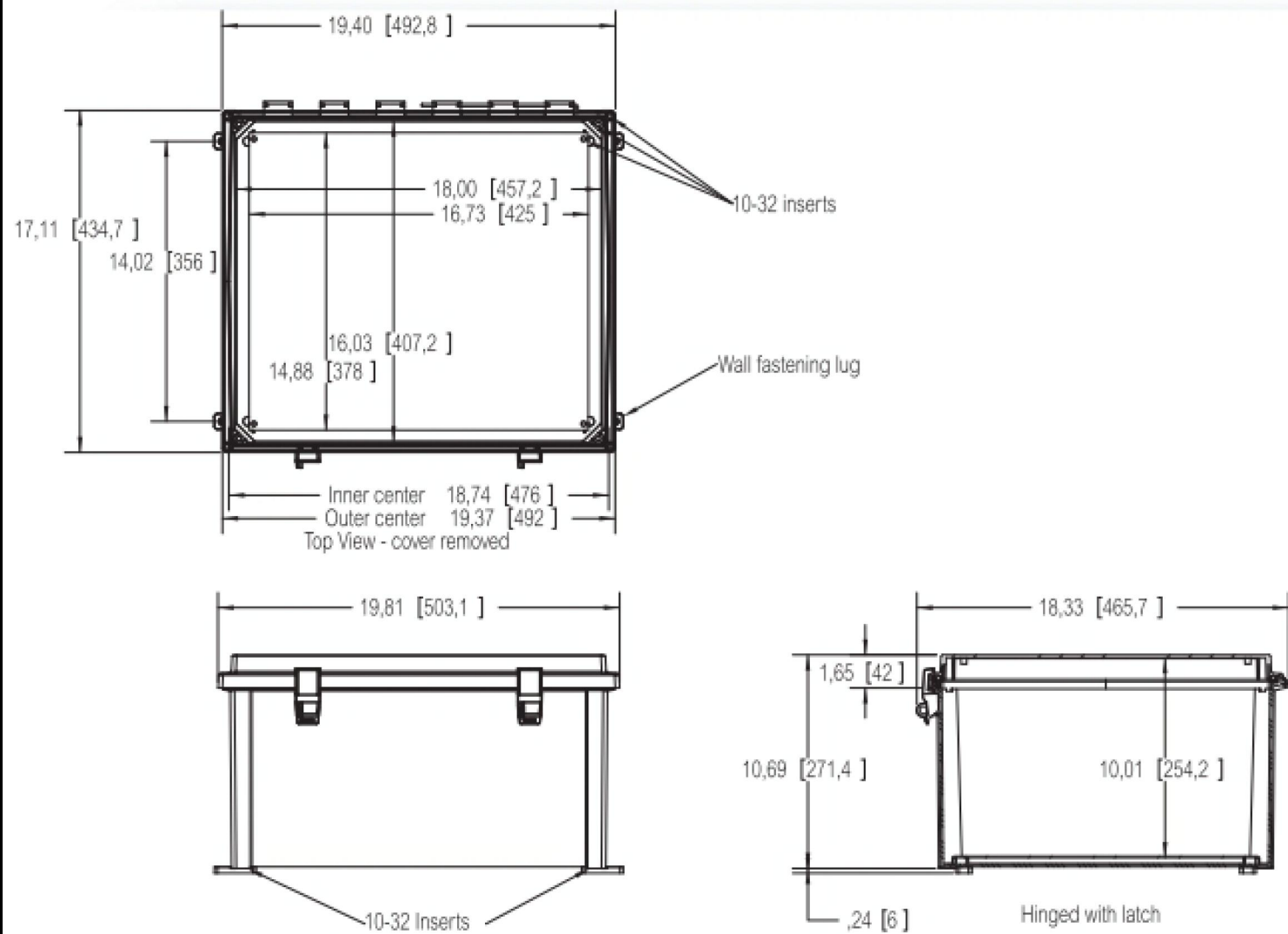
UV resistance: UL 508

Flammability Rating (UL 746 C 5): complies with UL 508

Glow Wire Test (IEC 695-2-1) °C: 960

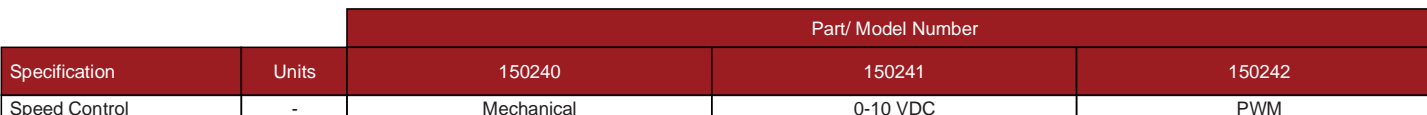
NEMA Class: UL Type 4, 4X, 6, 6P, 12 and 13

Certificates: Underwriters Laboratories



## Nautilair (TM) 8.9" (226mm) Variable Speed Blower

# Nautilair

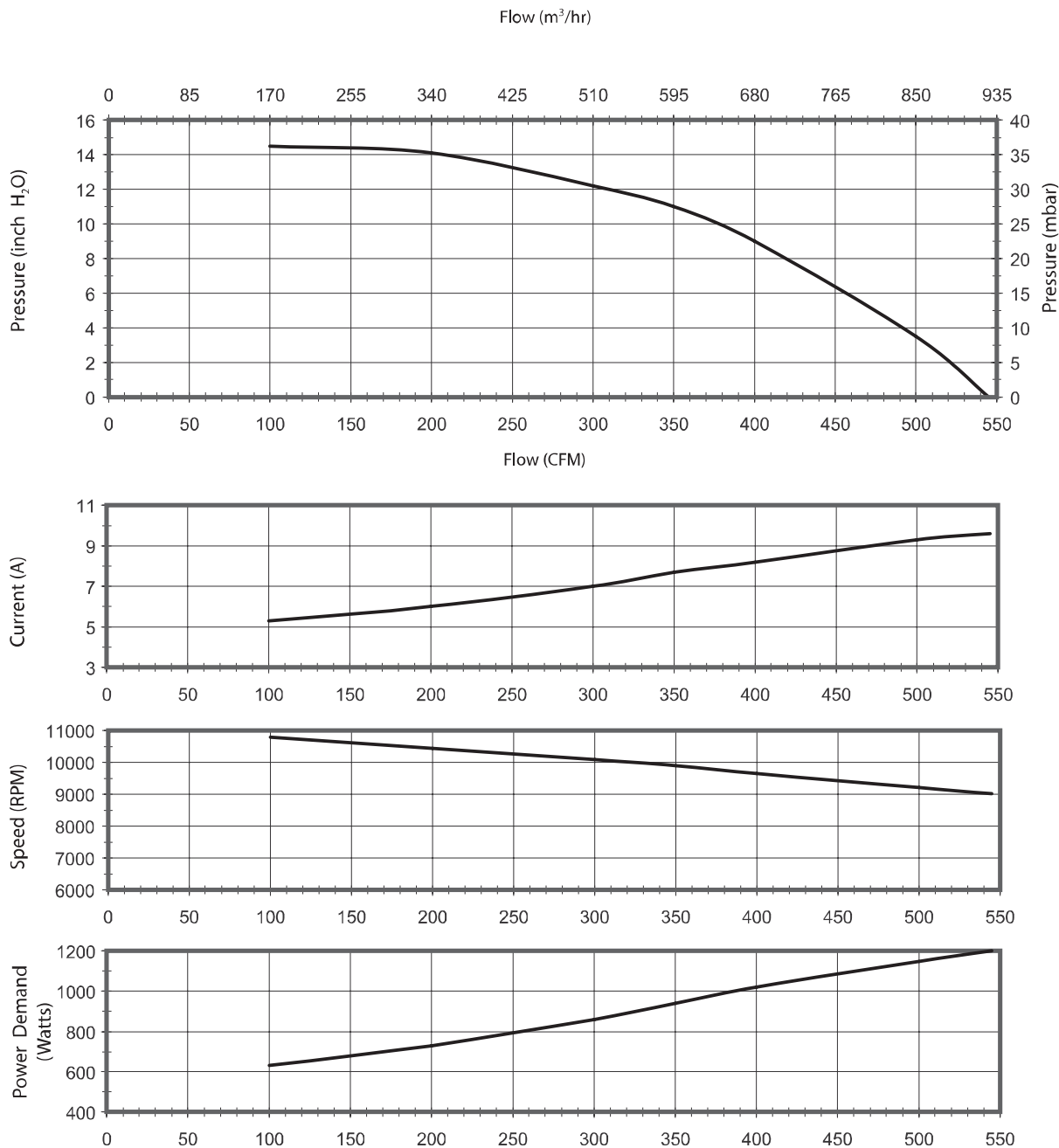


- **Input Voltage Range:** 216 - 264 Volts AC RMS, 50/60 Hz, single phase.
- **Input Current:** 10 amps AC RMS
- **Operating Temperature (Ambient Air and Working Air):** 0°C to 50°C
- **Storage Temperature:** -40°C to 85°C
- **Dielectric Testing:** 1800 Volts AC RMS 60 Hz applied for one second between input pins and ground, 3mA leakage maximum.
- **Speed Control Methods:** PWM (Pulse Width Modulation). Speed control input signal of 15 - 45 VDC @ 500 Hz - 10 kHz, and tachometer output (2 Pulses / Revolution). Optional tachometer output (3 Pulses / Revolution).  
0 to 10 VDC with a speed control input current of 5 mA to 20 mA at 10 VDC Input with multi-turn potentiometer set to minimum resistance (fully clockwise).  
Mechanical: A potentiometer is available for speed control of the blower. The potentiometer can be preset for a specific speed. Access for speed adjustment located in motor housing.  
4-20mA speed control available.
- **Approximate Weight:** 9.3 Lbs. / 4.2 Kg.
- **Option Card available for Customization**
- **Regulatory Agency Certification:** Underwriters Laboratories Inc. UL507 Recognized under File E94403 and CSA C22.2#133 under File LR43448
- **Design Features:** Designed to provide variable airflow for low NOx & CO emission in high efficiency gas fired combustion systems. Built with non-sparking materials. Blower housing assembly constructed of die cast aluminum. Impeller constructed from hardened aluminum. Rubber isolation mounts built into blower construction to dampen vibration within the motor. Two piece blower housing assembly sealed with O-ring gasket for combustion applications. Customer is responsible to check for any leakage once the blower is installed into the final application.
- **Miscellaneous:** Blower inlet, discharge, and all motor cooling inlet and discharge vents must not be obstructed. Motor ventilation air to be free of oils and other foreign particles, (i.e. breathing quality air). Blower is to be mounted so ventilation air cannot be re-circulated.

**POWER CONNECTION (3 CAVITY):** Blower connector, AMP Universal MATE-N-LOK, part no. 1-480701-0.  
**POWER CONNECTION (5 CAVITY):** Blower connector, AMP Universal MATE-N-LOK, part no. 350810-1.  
**SPEED CONNECTION (5 CAVITY):** Blower connector, Molex Mini-Fit Jr., part no. 39-01-4057.  
 Mating harnesses available upon request.

**AMETEK TECHNICAL & INDUSTRIAL PRODUCTS**  
627 Lake Street, Kent OH 44240  
USA: +1 215-256-6601 - Europe: +44 (0) 845 366 9664 - Asia: +86 21 5763 1258  
[www.ametektip.com](http://www.ametektip.com)

## Typical Performance



Data presented represents blower performance at STANDARD AIR DENSITY, .075 lb/ft<sup>3</sup> (29.92" Hg, Sea Level, 68° F)  
Vacuum performance available upon request.

*This document is for informational purposes only and should not be considered as a binding description of the products or their performance in all applications. The performance data on this page depicts typical performance under controlled laboratory conditions. AMETEK is not responsible for blowers driven beyond factory specified speed, temperature, pressure, flow or without proper alignment. Actual performance will vary depending on the operating environment and application. AMETEK products are not designed for and should not be used in medical life support applications. AMETEK reserves the right to revise its products without notification. The above characteristics represent standard products. For product designed to meet specific applications, contact AMETEK Technical & Industrial Products Sales department.*

GBR89 HA tested at full voltage with 8 feet of 4" inlet (Blue Lines) and 6" Inlet (Green lines)

Maximum airflow with no exhaust piping and 8' of 6" piping is 529 CFM

GBR89 MA tested with speed control set to half the wattage consumption (Red Line)

